




Sable Series

External Lighting



Modern functional LED luminaire. Ideal for roadway or carpark applications.

Construction: Die-cast aluminium. IP65. IK08 as standard, IK10 on request. Driver and LED Modules are accessible for maintenance or replacement.

Lens: Tempered glass as standard.

Installation: Luminaire supplied with 60mm mastfitter (100mm insertion) for post-top mounting as standard.

Finish: White RAL 9010 as standard. Other RAL colours on request.

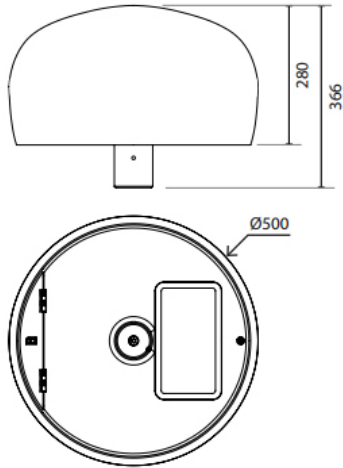
LED: Available in 26w to 50w LED (see ordering codes). 4.5K (standard). 3.5K on request. Asymmetric street optic as standard. Symmetric on request.

Mains Surge Protection: 10kV device included as standard.

Manufactured: EU.

Product Compliance: EN 60598; CE.

DIMENSIONS



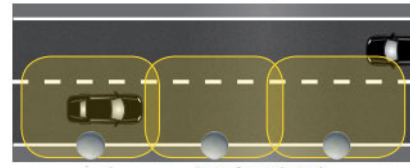
Weight: 13kgs

EPA: 0.08m²

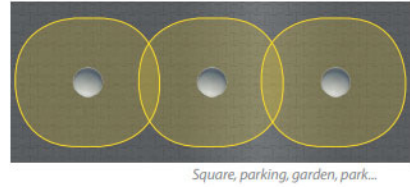
All Dimensions in mm.

APPLICATION GUIDE

Asymmetrical distribution



Circular symmetrical distribution



ORDERING CODE

Wattage	Type	Code	Details	Lumens
26w	21LED	5SAB026A	350mA driver, 4K, Asymmetric	103 lm
37w	21LED	5SAB037A	500mA driver, 4K, Asymmetric	89 lm
50w	21LED	5SAB050A	700mA driver, 4K, Asymmetric	83 lm

OPTIONS

RAL: Pls specify

PC: Photocell (NEMA)

SYM: Symmetric Optic

3K: 3500K

IK10: IK 10 Protection