




Pathway Series

Ground Light



Compact in-ground recessed light for pathways or similar applications. Light is diffused from the sides out of 1,2 or 28 apertures in the aluminium trim. Raised grate creates light pattern on the ground.

Construction: Die-cast aluminium housing. IP68. IK10.

Lens: Tempered clear glass lens.

Installation: In ground 300mm drainage area required. Separate Installation frame.

Finish: Light grey finish as standard. Anthracite grey on request.

LED: 1.5w - 20w LED. 4K as standard, 3K on request.

Driver: Internal.

Options: DALI, RAL colours on request, 3K, smaller version (see separate leaflet).


Manufactured: EU.

Product Compliance: EN 60598, CE.

Warning: Groundlights can be a glare, slip, trip or burn hazard. Vandalism or accidental breakage can result in electrical, glass or trip hazard. Locate to avoid or minimise these hazards.



Size A, 1 beam version



Size B, 1 beam version



Size C, 1 beam version



Size E, 28 beam version



Size A, 2 beam version

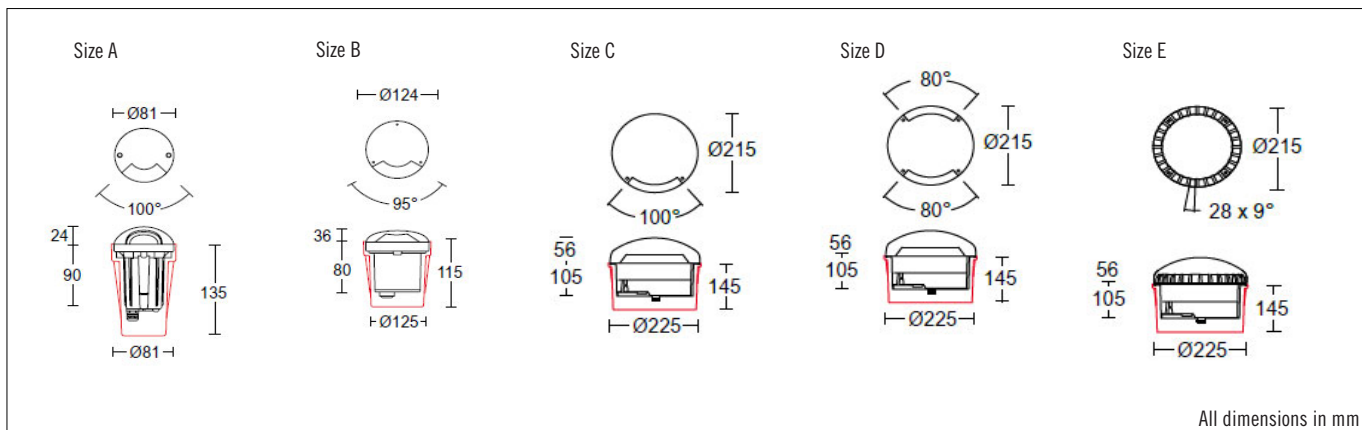


Size B, 2 beam version



Size D, 2 beam version

DIMENSIONS



All dimensions in mm

ORDERING CODE

Wattage	Type	Size	Code - 1 Beam	Code - 2 Beam	Code - 28 Beam	Details	+ Installation Frame	Lumens*
1.5w	LED	A	G-5956.BBX.T	G-5958.BBX.T	-	100° Beam (per aperature)	G-013	170 lm
3w	LED	B	G-6730.DCF.T	-	-	95° Beam (per aperature)	G-018	288 lm
6w	LED	B	-	G-6732.DEF.T	-	95° Beam (per aperature)	G-018	2x288 lm
10w	LED	C	G-5371.CBX.T	-	-	100° Beam (per aperature)	G-017	750 lm
20w	LED	D	-	G-5373.GZX.T	-	80° Beam (per aperature)	G-017	2x750 lm
12w	LED	E	-	-	G-5375.BSX.T	9° Beam (per aperature)	G-017	1540 lm

*Source lumens

OPTIONS

3K: 3000K, Warm White
 .05: Anthracite Grey Finish
 .13: Light Grey Finish
 DALI: DALI on request